



# TIMS E-NEWS

## The International Molinological Society

Spring/Summer 2012

Issue 12

### In This Issue

[Intro by our President](#)

[National Mill Days](#)

[TIMS Organization](#)

[World news](#)

[World Articles](#)

[Book Reviews](#)

[E-News Team](#)

### Information Links

[Council](#)

[TIMS Home Page](#)

[Membership 2012](#)

[Books and More](#)

[Click here for printable version](#)

### INTRO BY OUR PRESIDENT

Dear TIMS Members and Mill Friends,

It is amazing to see how many news items and articles we have received and keep on receiving. Thank you to all the contributors, and please do continue giving us your inputs !!

I also would like to thank George and Katerina, our E-News team. They have made it all happen.

Ansgar's baby, the [Mill GPS Database](#) is booming. We are now getting close to 9000 entries of mills with known coordinates (out of these there are 3100 mills with photograph). If you have not used the database yet, you really should give it a try, as you are missing something.

As most of you know there will be a TIMS Mid-Term Tour to Greece next year, most likely in October. Preparations are on their way and it promises to be a very interesting happening with visits to places where you can normally only dream of.

Every mill enthusiast can participate to our events, but one should be aware that members of TIMS are prioritized.

Some of you will remember that our Flemish member Yves Coutant was awarded the I.J. de Kramer Prize 2010 for his manuscript "Windmill technology in Flanders in the 14th and 15th centuries. Part 2: The moving parts of early post and tower mills"

Our editor Tony Bonson and Yves Coutant have been working over the last few months to turn this manuscript into a TIMS publication in our series "Bibliotheca Molinologica".

It will probably be issued this year. All our members will receive a free copy, which is another good reason to become a member of TIMS.

Not a member of TIMS yet? Well, it is so easy to enroll, just complete the [on-line application form](#)..... as a member you will receive twice a year our magazin „International Molinology“ as well as all new issues of our "Bibliotheca Molinologica" series.

Enjoy reading the E-News !!

Willem van Bergen

e-mail: [wvdb@gmx.de](mailto:wvdb@gmx.de)



## NATIONAL MILL DAYS

### BELGIUM

- All the activities at: [www.moulin-soete.be](http://www.moulin-soete.be). This year: 25 years of activities.  
- This year, the 12th “Molendag in Vlaanderen” will take place the last Sunday of April (29-04-2012). For more information on other mill Sunday in Vlaanderen please consult <http://www.levendemolens.be> where you can find the “Vlaamse Molengids” with all information on working wind- and watermills in Vlaanderen.

### DENMARK

The Danish mill day is Sunday, June 17th. The Danish mill day is always on the 3rd Sunday in June.

### FRANCE

Fédération des Moulins de France (FDMF) :



- Annual Meeting and Mills Tour near Nantes : April, 13-14-15  
- European Mill Heritage Days (Journées Européennes des Moulins et du Patrimoine Meulier): 19th and 20th May 2012  
Since 1995 there have been days especially dedicated to mills, their history, their techniques, their evolution, and the men and women who work to safeguard, restore and present them.

Over time, these days have become less centered on mills as they have been associated with other themes. For the past five years, spurred on by many associations, the French Mill Federation (Fédération des Moulins de France), has renewed this tradition of specific mill heritage days in partnership with Moleriae, France Hydroélectricité and with the support of the town of Ferté-Sous-Jouarre, the mill capital of the world. So, on the third weekend of May, this event no longer competes with all the family, school and religious events of June.



This date also avoids decrees forbidding sluice gate openings (which have become more and more frequent because of droughts). In 2007, this event took on a European dimension; several countries “celebrate” their mills during May. The “Mai des Moulins” (M.E.M) idea is expanding.

This event is not to be confused with the French national Heritage Day which is scheduled in June.

- In Europe: May 2012

Developing the « Mai Européen des Moulins » concept The French Mill Federation (FDMF) wishes to build links between European mill conservation groups. Every year, from the 15th April, it publishes on its internet site: [www.fdmf.fr](http://www.fdmf.fr), the European countries which celebrate their mills in May.

The French Mill Federation therefore proposes to collect events posters of each European participant and publish links directly to the web sites of the mills concerned. The FDMF invites all the associations involved in these events to send their events poster before the 1st April 2012.

A « Mai Européen des Moulins » concept is being considered. Countries which would like to participate in this committee are welcome to join us.

Contact:

To appear on our European mill days site: <http://www.journees-europeennes-desmoulins.org> : Bridget Petit, Conseillère d’administration à la FDMF, chargée des Journées Européennes des Moulins et du Patrimoine Meulier et des relations européennes 6, résidence Marcel Paul, 34600 BEDARIEUX [journees.des.moulins@gmail.com](mailto:journees.des.moulins@gmail.com)

To participate in the European Mill days committee :

« Mai Européen des Moulins » : Alain Eyquem, Président Fédération Des Moulins de France

304, rue Pelleport, 33800 BORDEAUX, [alain.eyquem@sfr.fr](mailto:alain.eyquem@sfr.fr)

[Click to Return to Top](#)

**CONTACT US**  
[www.molinology.org](http://www.molinology.org)

We also encourage you to share this newsletter with others

[Link to subscribe](#)  
[Link to unsubscribe](#)

## Fédération Française des Associations de sauvegarde des Moulins (FFAM) :

- Annual Meeting and Mills Tour near Reims : April, 28 to May, 1.

- On the 16th and 17th June 2012 the annual edition of "Days of the Mills" takes place. Organisation in partnership with « Les journées du patrimoine de Pays ». Information and subscription forms for participating mills at:

[www.moulinsdefrance.org/Encours/inscr\\_JdesM.pdf](http://www.moulinsdefrance.org/Encours/inscr_JdesM.pdf)

With cooperation of the large French national organizations for the protection of heritage.

A great number of privately owned mills open their doors on this occasion. You are warmly invited to come and discover them!

[www.moulinsdefrance.org](http://www.moulinsdefrance.org)



## GERMANY

28th May 2012: Deutscher Mühlentag (German National Mill Day)

28th May 2012: 25th Anniversary of "Britzer Müller Verein e.V., Berlin"

22nd - 24th June 2012: Annual meeting of DGM (German Mill Association), at Minden

22nd - 24th June 2012: 25th Anniversary of DGM, at Minden

## SWEDEN

- Skanska mollor: Open windmills 1 July <http://biphome.spray.se/mollan/skanska.html>

- Olands kvarnforening: Vingvandarday 29-30 sept [www.olandskvarnforening.se](http://www.olandskvarnforening.se)

- Hono windmill open on July 1st <http://hono.se/hembygd/honomemy3.html>

- Buras windmill, Gloskar, June 22nd

<http://www9.vgregion.se/vastarvet/bm/up/bohuskarta/pdf/buras.pdf>

## U.K.

UK National Mills Weekend for 2013 is 12th and 13th May.

## U.S.

- September 27-30, 2012

The Society for the Preservation of Old Mills Annual Conference, Bucks County, PA

Coordinator: Charles Yeske [cjyeske44@yahoo.com](mailto:cjyeske44@yahoo.com)

- The 24th annual International Windmillers' Trade Fair will be held June 14th through 16th, 2012 in Batavia Illinois USA. Batavia was once known as the "Windmill Capital of the World", had 6 windmill companies, more than any other city, and shipped windmills around the world. [www.windmillerstradefair.com](http://www.windmillerstradefair.com)

Are we missing news from your country? Please email the e-news editor for the fall edition to [gspeis11@otenet.gr](mailto:gspeis11@otenet.gr)

## THE TIMS BOOKSHOPS

Our bookshop and more... you can find [here](#).

For more than two years the Mills Archive in the UK has managed the TIMS Bookshop on our behalf. In that time we have raised hundred of pounds by selling our publications not only to members, but also to the general public around the world. The bookshop is on the Internet at [Mill Archives](http://Mill Archives).

[Click to Return to Top](#)

**CONTACT US**  
[www.molinology.org](http://www.molinology.org)

We also encourage you to share this newsletter with others

[Link to subscribe](#)

[Link to unsubscribe](#)

## THE NEXT ISSUE OF INTERNATIONAL MOLINOLOGY (IM)

The next issue of International Molinology, IM, 84 is due to be published on 1st June 2012 and will contain:

- Should we keep the Mills Turning? by Jos Bazelmans, which examines the philosophy of restoration work using examples from The Netherlands and other countries.
- The Jumbo Windmills of America by T. Lindsay Baker, describing a type of home-made windmill common in the USA.
- A Current Wheel Pumping Plant in New Zealand by Keith Preston with details of "boatmill" dredges converted to raising water for irrigation, water supply and mining applications.
- Latin & English Vocabulary used in Contemporary Accounts of a Medieval English Postmill by Rick Osborn, being the first stage into the research into a set of comprehensive manorial records which it is hoped will increase our knowledge of how mills were operated and maintained in medieval times.
- Monitoring Stress in a Wooden Postmill by Michael Chapman which describes an experiment to determine the stress in a postmill's quarter bars in order to evaluate the mill's stability.
- The Horizontal Windmill on the Island of Andros and its relation to other pre-industrial Machines by George Speis looks at the possible influences behind the design of a horizontal windmill on one of the Greek Cyclades Islands.
- There will also be the usual Communications and Book reviews.

## E-NEWS - OLD VERSIONS /PRINTABLE VERSIONS

[Click here](#) to download Past e-newsletters AND PRINTABLE VERSIONS (without the blue band at the eft)

## 2012 MEMBERSHIPS

[Click here](#) for the membership dues

Payments can be made to your country's representative or the TIMS treasurer. [Click here](#) to find your representative.

## TIMS PRESENTATION

Do you want to learn more about TIMS? Do you have an organization or group of interested Molinologists?

[Click here](#) for our new presentation of TIMS. Please show to as many people as possible. Thanks to our TIMS president for putting this together. Help spread the news!



## NEWS FROM AROUND THE WORLD

For you facebook enthusiasts- TIMS has a new facebook page. Please like our page! It is under the name - The International Molinological Society (TIMS) <https://www.facebook.com/Molinology>

## WEB SITES AROUND THE WORLD

by William Hill

[Restoration Man 'Restores' another mill on Channel 4](#) this week... also [on 4OD](#)

[New book on Yorkshire Mills](#)

[Click to Return to Top](#)

CONTACT US  
[www.molinology.org](http://www.molinology.org)

We also encourage you to share this newsletter with others

[Link to subscribe](#)  
[Link to unsubscribe](#)

[Turkish Water mill](#)

[Update on North Leverton windmill](#)

[Sag Mill sags...](#)

[US Windpumps](#)

[Mill gets its new roof.](#)

[Encouraging progress at Berkswell Windmill](#)

[Chris Hunhe's Christmas card....](#)

[Daily Mail on Holgate and wonderful restoration,](#) & [York Press](#)

[Facelift for West Blatchington](#)

[Repairs at Chesterton windmill](#)

[The fate of Siddington Windmill](#)

[The round tower](#) & [Siddington Round Tower](#) (an interesting report on the remains)

[Avoncroft Windmill storm damaged](#)

[Storms damage 200-year-old Bromsgrove windmill as high winds sweep Midlands](#)

[Click to Return to Top](#)

**CONTACT US**  
[www.molinology.org](http://www.molinology.org)

We also encourage you to share this newsletter with others

[Link to subscribe](#)

[Link to unsubscribe](#)

[Windy weather destroys historic windmill & 200-year windmill hit by winds](#)

[Denver windmill under repair](#)

[Outwood storm damage](#)

[Historic Outwood Windmill damaged in Surrey gales](#)

<http://www.outwoodmill.com/history/january-gales-2012/> (from Gareth Hughes)

[More Vestas job cuts...](#)

[Rosett Mill on Ebay!](#)

[Owner of historic watermill turns to eBay in bid to sell landmark property](#)

[3 pages of high resolution mill paintings. Lovely!](#)

[Interesting video on windpumps](#)

[Good news at High Salvington](#)

[Fulwell storm damaged and closed](#)

[Water and the Dutch, video.](#)

[Bizarre end to a mill project...](#)

[Water powered mobile chargers-a great idea!](#)

[Israel's only windmill to turn again](#)

[To renovate Isle of Axholme windmill](#)

[Curious US Turbine](#)

[New sails for Heckington windmill](#)

[New Trust for Great Chishill Windmill](#)

[Iconic windmill sold for £1 to trust](#)

[The Alan Caston Collection](#)

[New Wind turbine design](#)

[Click to Return to Top](#)

**CONTACT US**  
[www.molinology.org](http://www.molinology.org)

We also encourage you to share  
this newsletter with others

[Link to subscribe](#)

[Link to unsubscribe](#)

**Denver Mill Duration:** 1 hour Tue 6 Mar 2012 20:00 BBC2 <http://www.bbc.co.uk/programmes/b01d9bk2> & on Iplayer for a week afterwards

Alex Polizzi is called to an unusual family firm in dire need of help: Denver Mill, a working windmill in Norfolk.

Just before Alex arrives a tragedy has struck. Three of the sails have crashed off the windmill, leaving the Abel family absolutely bereft. A business already in trouble has just hit rock bottom.

Alex finds a business that doesn't know what it is, with the site comprising of the windmill itself, a tea shop, gift shop, function room and rental cottages. She also finds a family that, although passionate about milling flour, are clueless about how to run a business. Relationships have also started to implode, with mother Lindsay not knowing anything about their finances and son-in-law Duncan angry that the family care more about milling than money. Alex has a huge challenge on her hands. She needs to get the family focussed, and fast.

Identifying that the shop and the cafe are profitable ventures, she gets the family to concentrate on those areas. Realising that they are underselling their high-quality produce, she takes them to hamper producers Forman and Field to learn how to package and sell their local produce properly. She also takes them to historical site branding experts Ima-makers, to help give Denver Mill a new cohesive brand identity. Most of all though, Alex needs to give the family their confidence back so they can continue after she's gone. She helps them set up a farmers market at the Mill to showcase the new improved Denver Mill and its produce.

But has Alex done enough to save the business, and can a family like this ever develop the business sense needed to survive?

<http://www.thisislincolnshire.co.uk/new-sails-Heckington-Windmill/story-15365808-detail/story.html> New sails for Heckington windmill

<http://www.bbc.co.uk/news/uk-england-cambridgeshire-17209030> New Trust for Great Chishill Windmill & [http://www.royston-crow.co.uk/news/iconic-windmill\\_sold\\_for\\_1\\_to\\_trust\\_1\\_1203172](http://www.royston-crow.co.uk/news/iconic-windmill_sold_for_1_to_trust_1_1203172)

<http://www.windmillworld.com/windmills/caston2.htm> & <http://www.windmillworld.com/windmills/caston.htm> Interesting Archive photos from Simon

<http://www.greenpacks.org/2012/02/29/wind-harvester-horizontal-wind-turbine-to-generate-power-from-low-speed-winds-too/> New Wind turbine design.

## BELGIUM

### News from Flanders – Belgium.

#### Post mills in repair.

The Heidemolen (Heath mill) at Malderen (Antwerp Province ) gets new pair of sails. The mill dates back as far as the year 1232. The new wooden stocks were placed on January 18, by Molenbouw 't Gebinte (owned by Johan De Punt, Tims member).



Malderen, Arrival and fitting of the new sails, while Johan is watching. The Huisekoutermolen (Huise coulter mill), another postmill is still waiting for a new pair of sails (to be fitted by the end of April). Next September everybody is invited to this beautiful mill location in the Flemish Ardennes to take

[Click to Return to Top](#)

**CONTACT US**  
[www.molinology.org](http://www.molinology.org)

We also encourage you to share this newsletter with others

[Link to subscribe](#)  
[Link to unsubscribe](#)

part in the reopening festivities. On the same day we celebrate the fifth anniversary of the Levende Oost-Vlaamse Molens vzw mill society. The mill society has a leasehold from Paul Bauters on the Huisekoutermolen for the next thirty years. Paul Bauters organized the Tims Symposium in 1985 in Flanders. See also: <http://www.huisekoutermolen.be>  
Huisekoutermolen A look at the new roof (new wooden shingles replaced by Johnny De Pelseneer from leaseholder Levende Oost-Vlaamse Molens vzw)



## GERMANY

Some information from the Hamburg area and Schleswig Holstein send to us by Fred Atkins.



### 1. Brodau, Grömitz, Schleswig Holstein:

On the wall of a cafe in the Baltic resort of Grömitz, I spotted various photos of the town, including one showing a smock-mill that stood at Brodau.

It burnt down on 17 November 2005. Today all that can be seen is a brick base filled with burnt timber.

More information including the two pictures are in the following web sites:

Wikipedia website: [http://de.wikipedia.org/wiki/Brodauer\\_M%C3%BChle](http://de.wikipedia.org/wiki/Brodauer_M%C3%BChle)

[http://www.schleswig-holstein.de/LD/DE/KulturdenkmaleSH/VerloreneKulturdenkmale/VerloreneKulturdenkmale\\_node.html](http://www.schleswig-holstein.de/LD/DE/KulturdenkmaleSH/VerloreneKulturdenkmale/VerloreneKulturdenkmale_node.html)

[http://www.schleswig-holstein.de/LD/DE/KulturdenkmaleSH/VerloreneKulturdenkmale/VerloreneKulturdenkmale\\_node.html](http://www.schleswig-holstein.de/LD/DE/KulturdenkmaleSH/VerloreneKulturdenkmale/VerloreneKulturdenkmale_node.html)



### 2. Notgeldschein



A Notgeldschein (emergency monetary voucher) dated 12 May 1921, showing the town of Grömitz. A windmill can be seen in the top right hand corner.

[Click to Return to Top](#)

CONTACT US  
[www.molinology.org](http://www.molinology.org)

We also encourage you to share this newsletter with others  
[Link to subscribe](#)  
[Link to unsubscribe](#)



### 3. Tangstedt , Pinneberg




Leaning against the wall of our hotel, the Norderstedter Hof, at Norderstedt, a part of Hamburg, is an old millstone from a local windmill. Above the mill are historic details.

The translation of the sign is: “The mill owner C.C.Seydel erected in 1851 a windmill on the Tangstedter Heide (heather area) that had been pulled down in Tangstedt in 1842. The place Tangstedter Heide was re-named “Glashütte” in 1896 after the public had put in several requests, which had been granted by a royal Prussian cabinet order. The windmill, originally built with cloth sails and a tailpole, was at that time one of the most modern ones in that area. In 1877 a fantail was added to this mill. After the alterations there was a huge mill celebration. On the 7th November 1931, the mill was burnt down. The Tangstadter Heide was mainly an area for growing rye, oats and buckwheat.”



### 4. Hamburg



In the Europatunnel in an underground shopping mall in Hamburg, there are on the walls large old photos of parts of the city. One of them shows the Hochbahn (above-ground “underground” ) stop at Feldstrasse in 1913, with a smockmill. On the top left of the picture is a small 2009 view from the same position.

#### A visit at the Britzer Mühle, Berlin

Information from Gerald Bost, Berlin  
Johan de Punt visited Berlin the first weekend in January and Gerald Bost was proud to show him and his wife Ria the Britzer Mühle, built in 1872. During his walk around the mill, Johan witnessed the work of the training for the volunteer millers. One of the two pair of stones need sharpening and the group of volunteers were moving the runner stone. Gerald explained the concept of the mill, the mill-association and the 18 month training. In August this year, the new millers (men and women) will take their examination in front of a Dutch/German board of examiners.



Johan de Punt visiting the Exhibition at Technik Museum Berlin

[Click to Return to Top](#)

**CONTACT US**  
[www.molinology.org](http://www.molinology.org)

We also encourage you to share this newsletter with others

[Link to subscribe](#)  
[Link to unsubscribe](#)

Johan was very pleased to get some new useful information on how we organize our festivals at the mill, what we do for education with school children (demonstration and baking in the stone oven) or the organization of 7 days opening during the season from end of March till early October each year. Johan made one of nice drawings of the mill (see attached), which our association will now use as a certificate for distinguished voluntary work at the mill. This year, the Britzer Müller Verein is celebrating his 25th anniversary and a special program will be set up at the German Mill Day on May 30th.



Drawing of Britzer Mühle Berlin, J. DePunt 2012

We visited also the very interesting exhibition at the Berlin Technik Museum: "Windstärken". This special exhibition is running till 28th Febr. 2012.

Link: [www.sdtb.de/Startseite.63.0.html](http://www.sdtb.de/Startseite.63.0.html)


see also download: [http://www.sdtb.de/WINDSTAERKEN.1897.0.html?&no\\_cache=1](http://www.sdtb.de/WINDSTAERKEN.1897.0.html?&no_cache=1)

Gerald Bost

## GREECE

### Olive Oil Production in Naxos

On February 4th, 2012 in the village of Damalas, Naxos, the local Naxos society for Culture and Environment organized olive oil production in the local old Olive Oil Mill Museum. The Traditional olive oil mill was housed in a stone building since 1850 and worked until 1960. Today (since 2000), there is a special exhibition in the restored old village olive oil mill.



The Traditional Naxos olive oil mill Museum became a reality thanks to a few in-



habitants of Damalas and the financial support of the Ministry of Culture. In the oil mill, visitors can learn how the oil was produced by observing the manually worked machines (mill stones and press) along with the various tools used. Moreover, the work is described in detail on panels with informative sketches. [http://tragaianaxos.blogspot.com/2010/01/blog-post\\_24.html](http://tragaianaxos.blogspot.com/2010/01/blog-post_24.html)

### GREEK TIMS MEMBERS MEET

On the 19th of January a meeting among Greek TIMS members took place. The meeting was attended by 18 members who live in Athens.

Ideas and activities for 2012 were discussed and more specifically:

- The development of Hellenic mills blog
- The organization of an excursion to the island of Kea
- The TIMS Mid-Term excursion in Greece (2013)

### WE LOST A FRIEND...

In early March, Christos Kalamboussis died suddenly in Athens. He was one of the most active members of the Greek TIMS team and the Institute of Hellenic Mills (ItEM) of which he was treasurer. Chris was born in 1935. He studied

[Click to Return to Top](#)

## CONTACT US

[www.molinology.org](http://www.molinology.org)

We also encourage you to share this newsletter with others

[Link to subscribe](#)

[Link to unsubscribe](#)

economics and used to work at IBM in Greece until his retirement. 20 years ago, he had bought a windmill on the island of Tinos, after the death of the last miller, and renovated it. Since then he used to live in the mill for long periods of time, taking care of its maintenance.

The Greeks molinologists express their sincere condolences to his wife and two sons.



## GREEK MILLS ELECTRONIC MEDIA

As of February 2012 the Greek TIMS chapter has a web site ([www.hellenicmills.gr](http://www.hellenicmills.gr)), a Blog (<http://blog.hellenicmills.gr/>), a tweeter and a facebook presence.

The web site presents the local TIMS, the ITEM (which is the Greek mills institute), information on mills and very important bibliography on Greek mills, more than 1000 entries, both Greek and foreign language books and magazines. The bibliography will be updated continually.

The Blog is connected to the facebook so that when something news is posted in the Blog there is an e-mail sent to the facebook friends informing them.

In the near future some information will be in English for non-Greek speakers.

Συγγραφέας	Τίτλος	Κινηματο (σελ.)	Είδος	Είδος Έκδοσης	Έτος	Πρόσβαση σε άλλη γλώσσα	Σύντομη περιγραφή περιεχομένου
Although Leland	Crete. A case study of an undeveloped area	11p	11 Industry and commerce, A	Princeton University	1953		
Anonymous	Mills Tour to Crete, Autumn 1998			TIMS	1998		
Anonymous	Open-Air Water Power Museum in Greece			TIMS	1997		museum: water power
Anonymous	Environmental education in Greece			TIMS	2011		
Anonymous	Handmill in Andros Island			TIMS	2011		
Anonymous	The Institute of Hellenic Mills (I.E.M.)			TIMS	2011		
Ανδρέας Ιωάν. Παπαδόπουλος Αθανάσιος Βραυβόνη Daniel Φουσσάκης Fred	Invitation Από τις Κυκλάδες στην Κρήτη. Μύ τον άναον στην Κρήτη			Μέλιτος, Εκδοτική Ομάδα	2007		Ανακοίνωση μελέτης (κατασκευή, κίνηση)
Bert James Theodore	Aegean islands. The Cyclades, or life among insular Greeks			Εκδοτικός Αρμόλιος	2000		Ανακοίνωση του αρμόλιου του 2010. Βραβείο στην κατηγορία του προεπιλεγμένου αρμόλιου. Αναφέρεται στο κείμενο του Άλιου Τσακίρη Βαλαχίου στη Λαμία.
Biddle Nicholas	Στι Σπέρες Ελλάδας	11p	11 Αρχιτεκτονική/Καλλιτεχνία	Ελευθεροτυπία	2002		Αναφέρεται στο κείμενο των Θεοφανών (σελ.45)
Blau Kurt	Die Windanwendung fuer die Kraftzeugung	11p	11 Die Entwicklung des Maschinenbaues. Geschichte (σελ.95)	Paul Parey	1942		
Bloom Louis	The Windmills of the Greek Islands			TIMS	1987		Αναφέρεται στις σημειώσεις (σελ.4-8)
Bloom Louis	The Windmills of Boonum Peninsula			TIMS	1987		
Bloom Louis	The windmills of Samos			TIMS	1994		Αναφέρεται στο κείμενο των Θεοφανών (σελ.45)
Bloom Louis	The horizontal watermill of Kalokreta on the island of Cyprus			TIMS	1983		Αναφέρεται στο κείμενο των Θεοφανών (σελ.45)
Βασίλειος Φρέδ Βραυβόνη Daniel	Από τις Κυκλάδες στην Κρήτη. Μύ τον άναον στην Κρήτη (Α. Βραυβόνη Daniel Βασίλειος Φρέδ)			Τουμής	2007		Αναφέρεται στο κείμενο των Θεοφανών (σελ.45)
Bonato Lucia. Γεωργίου Χρήστος	Μύλονες και η Ελλάδα στην αρχή του 20ου αιώνα			Τουμής	2007		Αναφέρεται στο κείμενο των Θεοφανών (σελ.45)
Boyes John	Notes on some Cyprus watermills			TIMS	1978		Αναφέρεται στο κείμενο των Θεοφανών (σελ.45)



[Click to Return to Top](#)

**CONTACT US**  
[www.molinology.org](http://www.molinology.org)

We also encourage you to share this newsletter with others

[Link to subscribe](#)  
[Link to unsubscribe](#)

## INSTITUTE OF HELLENIC MILLS EVENTS DURING FALL 2011

The Institute of Hellenic Mills in collaboration with the Greek Ministry of Culture and Tourism participated in the program, «Environment and Culture 2011». Between October the 6th and 9th, the Institute gave guided tours to schoolchildren in the exhibition titled, «A million water voices», concerning traditional water-driven pre-industrial devices through the Greece. The exhibition was held at the Institute's premises at 45 Aghion Asomaton str., in Athens.

On November 26, the Institute of Hellenic Mills, being a member of the Museum and Cultural Institutions in Athens Network, participated in the celebration activities by means of a guided tour for the general public at its premises, including presentation of its exhibition and its molinological library at 45 Aghion Asomaton str., in Athens.



## **NEPAL**

### **WIND TURBINES FOR NEPAL**


For the last four years the Danish Technical University (DTU) has been co-ordinating a project with the Kathmandu Alternative Power & Energy Group to develop wind turbines capable of being built in Nepal. Hannah Leung from Singapore has been studying the efficiency of small wind turbines in Nepal as part of her Nordic Masters program at the DTU.

As part of this project she built a small 50w wind turbine erected at Dhulikel using native

wood for the blades. Testing was completed using sensors built from basic electronic components and some gears from an old VCR.

Funds have now been granted to take the project to the next level - a 300w wind turbine built of local materials and almost 100% local based testing, prototyping and maintenance.

This item first appeared in DTU Avisen the official newspaper of the Faculty of Engineering at the DTU and was submitted by TIMS Member, Susanna Louro. The prototype wind turbine at Dhulikel, Nepal.



## **THE NETHERLANDS**

### **THE DEFINITION OF A SMOCK MILL, PART 2.**

By L.W.D. van Raamsdonk, the Netherlands.

In the TIMS Newsletter of Autumn 2011, I presented the question of the definition of a smock mill. In this second part this question will be answered. Unfortunately, no responses were received after the first publication. Therefore, the definition of smock mill will be worked out on the basis of own data. The starting point will be the first descriptions and appearance of smock mills in literature. Secondly, a database with data on 1625 functioning European windmills will be used. This database is based on a balanced representation per country: the Netherlands is represented by approx. 40% of its windmill population, moderately populated countries such as Germany, France, Spain, Portugal and Greece by approx. 60-70 % of their total number, and all other countries by more than 80%.

The first known publication of a polygonal windmill is for the polder Reyerwaard, province of Zuid Holland, prior to 1438, presumably 1422 (Bicker Caarten, 1990: 157-158). First use of the name "achtkante molen" (eight-sided windmill, Dutch indication of a smock mill) is for Delfland, province of Zuid Holland, 1526 (Bicker Caarten, 1990: 214, 215). A presumed first illustration of a smock mill is depicted on a map of cartographer Jacob van Deventer. This Dutch cartographer produced detailed maps of all cities in the Netherlands on

[Click to Return to Top](#)

## **CONTACT US**

[www.molinology.org](http://www.molinology.org)

We also encourage you to share this newsletter with others

[Link to subscribe](#)

[Link to unsubscribe](#)

behalf of the King of Spain in the sixteenth Century (Koeman and Visser, 1992). A tome of maps preserved in the National Library of Spain shows a map of Enkhuizen on folio 51 with a group of four watermills: one post or wip mill and three conical smock mills (figure 1). This map was drawn around 1545-1550.



Figure 1. Part of a map of Jacob van Deventer of the city of Enkhuizen, the Netherlands (1445-1450). The area shown depicts one post mill and three smock mills.

For comparison, brick tower mills were built as early as 1294 (Langdon and Watts, 2005) in UK, and in the fourteenth Century in the Netherlands (Valkenburg: prior to 1352; Huissen: approx. 1380; Geervliet: 1382; Wijk: existing tower mill during building of the mill in Geervliet; Bicker Caarten, 1990: 216-226). The brick windmill in Geervliet is mentioned in documents originating from 1383, 1384, 1388 and 1389 (Bicker Caarten, 1990: 217). This brief overview of literature indicates that a difference between tower mills (circular, brick) and smock mills (octagonal, wood) was made as early as the fifteenth Century.

From the early descriptions a smock mill appeared to be multi-sided, or soon after that eight sided, and be constructed of wood. Later illustrations from the seventeenth Century show the presence of a quarter wall and a battered or “waisted” shape (Dumas and Endedijk, 2007). The type of material (wood) seems to be most important, as this feature is mentioned from the first descriptions on. The characteristics can be summarised as follows:

Character	Tower mill	Smock mill	Weighting factor
Material	Brick (0)	Wood (1)	0.4
Sides	Round (0)	Octagonal (1)*	0.2
Shape	Straight (0)	Battered (1)	0.2
Quarter wall	No (0)	Yes (1)	0.2

\*: or any other number, e.g. hexagonal for a series of English smock mills.

Table 1. Overview of the discriminating features of tower mills and smock mills. For every character state the numeric value is given in brackets, and a weighting factor is indicated.

The resulting ratio ranges from zero to one. A smock mill is expected to have a ratio of 0.6 or higher. Some interesting exceptions are presented in the first part of this discussion on smock mills (TIMS Newsletter Autumn 2011). These examples show the following ratios:

·Smock mills with wood as outside material:

- o Germany, Vlotho-Exter: a straight conical mill with at least wood as outside coverage: 0.4.
- o Finland, Turku: a wooden conical, not battered mill with a circular groundplan: 0.4.

·Brick mills with a smock appearance:

- o Germany, Bassum; Germany, Etelsen; Germany, Rahden-Tonnenheide: octagonal brick mills with battered sides: 0.6.
- o Germany, Neuenkirchen-Vörden: octagonal brick body with partly battered sides: 0.6.

A typical wind mill shows a large range of other features. These are all less typical for the concept of smock mills, or not relevant at all. Features such as the presence of a stage or hill, different types of sails, different types of

[Click to Return to Top](#)

**CONTACT US**  
[www.molinology.org](http://www.molinology.org)

We also encourage you to share this newsletter with others

[Link to subscribe](#)

[Link to unsubscribe](#)

winding mechanisms (tail, inner winding, fan, luffing chain) and colour are all evenly shared among smock and brick tower mills. There is a large difference between smock and tower mills for the presence of different types of caps (boat, gable, dome, ogee), but these differences are merely geographically oriented. Basically all smock mills from the Netherlands show a ratio of 1.0. The concept of smock mills was exported to other countries, at least to Germany and to all countries around the Baltic Sea. The concept was also applied in the UK, but here the smock mills seem to belong to a different line of evolution (see for documentation e.g. Wailes, 1948; Watts, 2006; Yorke, 2006; Moore, 2010). It is of interest to see how the concept was modified during the history of application in different countries to the East.

The calculation of the ratio was applied to all smock mills of countries with four or more different smock mills in the database (the Netherlands, Germany, Denmark, Sweden, Poland, Lithuania, Finland, Latvia). These ratios were used to calculate the average value for each country. In order to get a visual result, the geographic midpoint was established for each of the countries. The result is illustrated in figure 2. It appears that the ratio is lower to the East. The lower ratio is primarily the result of a straight body and/or the absence of a quarter wall. The correlation between the ratio and the ENE gradient (see line in figure 2) is  $-0.957$ .

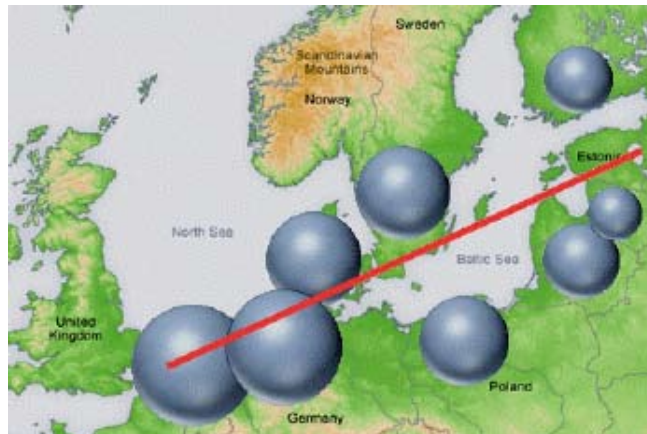


Figure 2. Average smock mill ratio for eight countries (the Netherlands, Germany, Denmark, Sweden, Poland, Lithuania, Finland, Latvia). X-axis: longitude, y-axis: latitude, size of spheres: smock mill ratio.

Literature on wind mills of the Baltic Sea area is scarce. A good overview for Germany, based on the publisher's website, is the book of Rüdinger and Oppermann (2010), published by the Deutsche Gesellschaft für Mühlenkunde und Mühlenerhaltung. For Denmark much work is carried out by Jespersen (1965, see also Beedell, 1975). An overview of existing types in Poland is published by Szymanski (1985). Although the general analysis of Notebaart (1972) needs further discussion, his presentation of available types in all European countries is very valuable. Basically the analysis and trend in smock mill appearance as presented here is documented by these literature sources.

Literature.

- Beedell, S., 1975. Windmills. Bracken Books, London.
- Dumas, Ch., Endedijk, L., 2007. Meesters en molens. Van Rembrandt tot Mondriaan. Uitgeverij Waanders.
- Jespersen, A., 1965. Mill preservation in Denmark. TMS first Transactions, p. 219-257.
- Koeman, C., Visser, J.C., 1992. De stadsplattegronden van Jacob van Deventer. Robas BV, Landsmeer.
- Langdon, J., Watts, M., 2005. Tower Windmills in Medieval England. A Case of Arrested Development? Technology and Culture 46 (4): 697-718.
- Moore, C., 2010. Windmills, a new history. The History Press, Stroud.
- Notebaart, J.C., 1972. Windmühlen. Der Stand der Forschung über das Vorkommen und der Ursprung. Mouton Verlag, Den Haag, Paris.
- Rüdinger, T., Oppermann, T., 2010. Kleine Mühlenkunde. Deutsche Technikgeschichte vom Reibstein zur Industriemühle. Deutsche Gesellschaft für

[Leovr21@gmail.com](mailto:Leovr21@gmail.com)

[www.windmillevolution.nl](http://www.windmillevolution.nl)

Literature.

- Beedell, S., 1975. Windmills. Bracken Books, London.
- Dumas, Ch., Endedijk, L., 2007. Meesters en molens. Van Rembrandt tot Mondriaan. Uitgeverij Waanders.
- Jespersen, A., 1965. Mill preservation in Denmark. TMS first Transactions, p. 219-257.
- Koeman, C., Visser, J.C., 1992. De stadsplattegronden van Jacob van Deventer. Robas BV, Landsmeer.
- Langdon, J., Watts, M., 2005. Tower Windmills in Medieval England. A Case of Arrested Development? Technology and Culture 46 (4): 697-718.
- Moore, C., 2010. Windmills, a new history. The History Press, Stroud.
- Notebaart, J.C., 1972. Windmühlen. Der Stand der Forschung über das Vorkommen und der Ursprung. Mouton Verlag, Den Haag, Paris.
- Rüdinger, T., Oppermann, T., 2010. Kleine Mühlenkunde. Deutsche Technikgeschichte vom Reibstein zur Industriemühle. Deutsche Gesellschaft für

[Click to Return to Top](#)

**CONTACT US**

[www.molinology.org](http://www.molinology.org)

We also encourage you to share this newsletter with others

[Link to subscribe](#)

[Link to unsubscribe](#)

- Mühlenkunde und Mühlenerhaltung (DGM) e.V. Edition Terra, Berlin.
- Szymanski, A., 1985. The systematics of the windmills of Poland. TMS sixth Transactions, p. 305-322.
  - Wailes, R., 1948 (1975). Windmills in England. A study of their origin, development and future. Charles Skilton Ltd., London.
  - Watts, M., 2006. Windmills. Shire Publications, Aylesbury.
  - Yorke, S., 2006. Windmills and watermills explained. Countryside Books, Newbury.

## **FORTY YEARS VOLUNTARY MILLERS IN THE NETHERLANDS**

This year the Dutch Guild of Voluntary Millers (Gilde van Vrijwillige Molenaars) is officially existing 40 years.

About five years before in 1967 a group of eight young people started to organize a training for themselves and others with the purpose the mills that had no longer an economic function could turn again and to maintain the professional knowledge and skills.

It was very successful. In no time there were a lot of people from sons or ancestors of millers and other people with the same interest. So the group of voluntary millers was growing.

In 1972 they started officially with registration of

the society. And now to day the society has about 1800 voluntary millers who are turning and running the mills in the Netherlands.



Huub van Est

The society is still training official millers. And millers are training millers. Not only in the Netherlands but also in or for mills in USA, Austria, Brazil and Germany.

For that reason the Guild organized a day for the millers on 28th January 2012 in the Open Air Museum in Arnhem. A successful event that started with official presentation of the renewed program of the education and training. The rest of the day one could visit workshops or exchange experiences.

Later this year a special edition of Gildebrief will pay attention at the past and the future of the Dutch Guild of Voluntary Millers.

## **PORTUGAL WINDMILLS OF THE REGION OF ALVIELA RIVER: STUDY AND RECUPERATION**

The present work was developed for the dissertation of master's degree in Management and Valorization of the Historic and Cultural Patrimony in Évora's University. Results of my personal interest and the application of technical knowledge acquired in conservation and restoration of built heritage during my professional experience. Summarizing, it aims the study and characterization of a group of windmills located in the region of Alviela river, which are included in the municipalities of Santarém and Alcanena.

This study intends to present this region windmills inventory and analysis and to establish their architectural construction and technology features, in order to preserve the remaining traces and to appoint a range of criteria and practice arising from the lack of conservation and preservation of the molinological

[Click to Return to Top](#)

**CONTACT US**  
[www.molinology.org](http://www.molinology.org)

We also encourage you to share this newsletter with others

[Link to subscribe](#)  
[Link to unsubscribe](#)

heritage.

This good practice manual has the immediate aim to support the owners and responsible institutions for the restoration of the windmills in this region. It also offers the definition of an integrate project for the molinological heritage valorization of this region, in order to contribute for the local economy revitalization through cultural tourism, and simultaneously to constitute a project for educational purpose.

The main purpose now is to disclose the work to obtain support for its editing and publication. Although is not published, it can be found through me directly: Joel Duarte Claro, R. Combatente J. Reis, Santos, 2025-510 Tremês – PORTUGAL; E-mail: [joelclaro@hotmail.com](mailto:joelclaro@hotmail.com)



[Click to Return to Top](#)

CONTACT US  
[www.molinology.org](http://www.molinology.org)

We also encourage you to share  
this newsletter with others

[Link to subscribe](#)

[Link to unsubscribe](#)



## U.S.A.

### MILLER CAMP IN FULTON, ILLINOIS

by Nancy Kolk, June 2011

For one week in June 2011, nine selected students between the ages of 10 and 15 gathered in Fulton, Illinois, to learn about windmills. Class topics focused on mill shapes, foundations, and sails, simple machines, wind & weather, bagging, safety, mill history, and meeting and greeting visitors. The young people also worked on individual mill kits. The grist mill in Fulton is open 7 days a week June through October and the students planned to shadow millers weekly during the summer. Group work will continue on a monthly basis.

Six of the nine students had met during the summer of 2010 with Christiaan Smit and Andre Koopal from Koog aan de Zaan who were spending two weeks at Fulton's mill. The Dutchmen run a miller program in the Netherlands for young people. They established a tone and recommended content for the 2011 mill week in Fulton.


De Immigrant mill in Fulton is operated by 25 volunteer millers who think it is imperative to interest local students in the culture and workings of the grist mill.

The volunteer educators at the Windmill Cultural Center also write milling curriculum for the hundreds of school children who arrive by bus and spend an hour at the mill and the cultural center. This year's theme was "Sawmills Here and There." The site for the Windmill Cultural Center sits where an 1800's sawmill cut the lumber which had floated down the Mississippi as log rafts. On loan for one year is a model sawmill from Henk Hielema of DeMotte, Indiana. The operational model mill demonstrates sawing and logging operations of a wind powered sawmill.

Fulton educators are eager to learn from international millers who design and execute mill programs for young people. The coordinator of the Fulton miller camp is Judy Holesinger [theholesingers@mchsi.com](mailto:theholesingers@mchsi.com). Inquiries can also be made to Nancy Kolk [ednakolk@hotmail.com](mailto:ednakolk@hotmail.com) or tourism director Heather Bennett [chamber@cityoffulton.us](mailto:chamber@cityoffulton.us).

### TIDE MILL INSTITUTE CONFERENCE, NOVEMBER 18/19, 2011

for OLD MILL NEWS



Roger Charlier from Belgium, an international authority on tide mills, was the keynote speaker at the November, 2011 Kennebunkport, ME tide mill conference. Among other subjects he discussed European boat or ship mills, a type of portable water-mill or tide mill (photo by John Goff).

### Kennebunkport Tide Mill Conference a Huge Success

by John Goff

### Kennebunkport and the Perkins Tide Mill

Prior to a 1994 fire, Kennebunkport, Maine was recognized across New England as the location of Maine's last standing historic tide mill, and one of the last tide mills in America's Northeast. The beautifully detailed Perkins Tide Mill was an historic timber framed 18th and 19th century gristmill that combined two structures to create an eco-friendly Early American industrial center. It utilized impounded tidal waters from a dammed inlet off the nearby Kennebunkport River to turn a metal turbine, run machines, and

[Click to Return to Top](#)

CONTACT US  
[www.molinology.org](http://www.molinology.org)

We also encourage you to share  
this newsletter with others

[Link to subscribe](#)

[Link to unsubscribe](#)

convert wheat and other grains into meal and flour. Perkins Tide Mill was a rare maritime history relic. Listed on the State and National Registers of Historic Places, it was also recorded in the Historic American Building Survey. In its final years it performed valuable additional service as the Grist Mill restaurant. But then came the terrible fire of 1994 that all but destroyed the mill and Kennebunkport's claims to tide mill distinction. A fire broke out within the grist mill and burned many parts above the first floor level. An adjacent former grain storage warehouse was also burned. A demolition contractor then removed most remaining parts of the mill with the attached warehouse. It was a heartbreaking and truly tragic loss.

Fast forward now to November, 2011. A progressive spirit of renaissance and revival is in the air. The Kennebunkport Conservation Trust (KCT) has purchased the historic Perkins Tide Mill site, and prepared new architectural and engineering plans to fully reconstruct the mill as a working tide mill within a new Grist Mill Park. As a first step in laying the groundwork for a new mill reconstruction, KCT has also commissioned an archaeological dig of the old turbine area just below the Perkins Tide Mill mill dam. From its archaeological and architectural work, Kennebunkport will arise again, phoenix-like, after the fire. Project supporters envision the town will become a new center of tide mill and renewable energy education and scholarship!

Headquarters of the Kennebunkport Conservation Trust—photo by John Goff



On November 18 and 19, 2011, an academic conference designed to look both at tide mill history, and tide mill potentials in the future was held in Kennebunkport, Maine. Titled “The Tide Mill: A Once and Future Thing” it constituted the 7th annual conference of the Tide Mill Institute (TMI) based in Dorchester, MA.

It was held in collaboration with the Kennebunkport Conservation Trust at their beautiful wood shingled headquarters not far from the site of the old Perkins Mill. Sponsors and supporters of the Kennebunkport conference included the Maine Humanities Council and both the New England chapter and national organization of SPOOM (the Society for the Preservation of Old Mills, publishers of Old Mill News magazine).

#### **Speakers**

Seven speakers added to the profound success of the Kennebunkport conference in November, which attracted approximately 20 people at the Friday night reception, and about 50 people at the all day sessions scheduled all day Saturday. The first speakers were Tom Bradbury of the Kennebunkport Conservation Trust (KCT) and Earl Taylor of the Tide Mill Institute (TMI) who provided an official welcome from the conference's chief co-presenters. After the official welcoming concluded, five tide mill scholars presented new talks.

The Keynote Speaker was Roger Charlier, Professor Emeritus of Oceanography at the University of Brussels in Belgium. Charlier has authored over 300 books and articles on tide mill operations worldwide, including the new book “Ocean Energy: Tide and Tidal Power.” Four additional speakers, all from Maine, included Steve Simcock of the KCT Perkins Tide Mill Project; Peter Morrison, archaeologist of Freeport, ME; Todd Griset, tide mill enthusiast and environmental attorney; and Bud Warren, historian, retired educator and co-founder of the Tide Mill Institute.

#### **Highlights of the Conference**

In addition to having a stellar line-up of speakers and presenters, the 2011 Tide Mill conference was noteworthy because of the many great tide mill scholars who came to Kennebunkport from all over the country—and the world.

[Click to Return to Top](#)

**CONTACT US**  
[www.molinology.org](http://www.molinology.org)

We also encourage you to share this newsletter with others

[Link to subscribe](#)  
[Link to unsubscribe](#)

Although the event was centered in Maine, it was co-sponsored by a Massachusetts organization, and it attracted a number of fine water power and tide mill scholars who drove great distances to attend. Some who drove the farthest included Richard Duffy from Arlington, MA and Florida; Prof. Patrick Malone from Brown University in Rhode Island; and David Haines, President of SPOOM, who drove all the way from western Connecticut—as well as others who hailed from New York state.

The Maine conference was wonderfully conceived and organized to provide context to and understanding of the Perkins Tide Mill reconstruction project that is advancing nearby. To further cement the ties between the tide mill research edge and an old working historic tide mill site, a trolley was secured to shuttle conference attendees back and forth to study the old waterfront site in person. The weather cooperated beautifully, and a good time was had by all.

One of the most exciting attractions both away from the Perkins site---and near the mudflats---was hearing and seeing archaeologist Peter Morrison explain the challenges associated with “digging” a tidal mudflat site that was routinely flooded by water---and learn how a cofferdam and working pump(s) had managed to keep much of the water out of the archaeological “dig” area. Since the summer of 2011, Morrison, associated with Crane & Morrison in Freeport, ME, has managed to uncover a heavy timber support platform, a number of great wooden beams from deep below ground level, and a few massive metal pieces that survive from the last “waterwheel” that powered the Perkins Mill. It appears the last working water-engine was a circa 1860 vertical axled turbine with metal cylindrical turbine enclosure that had a guillotine-type water-gate to admit water on the side nearest the dam. Six support legs beneath the turbine allowed water to easily out-flow from under the device. A round vertical shaft also once projected upwards—allowing bevel gears, shafts, millstones, bolters, and grain conveyors to all turn and work when the Perkins Tide Mill was active.

For me, seeing Peter Morrison strike tide mill “paydirt” at Kennebunkport was exciting for many reasons. I was reminded of the similar excitement that filled the room at the House Mill in London in the early 1990s when the ancient Irish tide mill discoveries at Nendrum were first brought to light. I was also reminded of having visited the Perkins Mill when it was intact before the 1994 fire---and returning to study the site after that fateful day. The Morrison discoveries---combined with the ongoing project to reconstruct the Perkins Mill as a working Maine tide mill—remind us that many things, in addition to waterwheels, and millstones, turn “full circle.” The rebuilding of a new Perkins Tide Mill in the 21st century will in many ways parallel the first building of the Perkins Tide Mill centuries ago.

For those of us who work routinely in the fields of history and historic preservation, we all-too-often see negative aspects associated with modern “progress.” We see wonderful historic landmarks lost to fire, flood, demolition and neglect. We see historic sites and landscapes often bulldozed and altered with heavy equipment with little regard given to sustaining natural ecosystems—and to preserving history and historic traditions (such as designing and building timber framed buildings). We have seen a New England that once intensely valued productivity and innovation become part of a newer America that all too often has simply settled at promoting product consumerism—with an export of jobs, industry, innovation and the sense of what makes and has made specific places special. We have been told that younger generations have increasingly been raised in manners that reflect decreasing interests in history, and in seeing how people—and simple machines—used to work. Some propose that destruction of historic sites necessarily constitutes “progress” and that it is “unrealistic” to expect old ways—and old traditions to continue.

What is truly exceptional and noteworthy about the Perkins Tide Mill project is that it proves that much conventional wisdom is false. There is a place, and a need for working tide mills and tidal energy harnessing in the 21st century---and whatever was recorded about the Perkins Mill in and before 1994 only

[Click to Return to Top](#)

**CONTACT US**  
[www.molinology.org](http://www.molinology.org)

We also encourage you to share  
this newsletter with others

[Link to subscribe](#)  
[Link to unsubscribe](#)

captured part of the history. The history is incomplete because the Perkins Tide Mill—and tide mill education—is coming back. Future generations will be treated to having once again the magic of seeing a beautiful Perkins Mill. As importantly, they will be treated too to the special experience of seeing how tidal water power traditionally made old tide mills WORK. . . .work to perform heavy mechanical labor without steam power, without electricity, and without the burning of any fossil fuels.

### Looking Forward

Prior to its adjournment, the Kennebunkport conference in November included a special feature: a breaking of the conference space into two separate areas to allow participants to better consider various possible futures. A forum “Group A” convened to discuss and brainstorm how local historical societies across the State of Maine might play stronger roles to interpret over 200 abandoned tide mill sites that were once situated along the coast. A forum “Group B” met to take on the more energy-related question “Are Tide Mills Really Part of Maine’s Energy Future?” A common denominator to both these sessions, as well as the visit to the Perkins Mill site, was being gifted the opportunity to share in ideal new visions for better futures.

As Kennebunkport rises from its current status as a place with no tide mills to again seize the title as place with Maine’s Last Surviving Tide Mill, let us applaud and appreciate what has just happened—and what is coming to pass. It seems to prove that sometimes what is past---can be a new future---and that history—like an old millstone—sometimes indeed does turn “full circle.” These are important realizations and inspirations for any age. It is exciting to see Kennebunkport rise like the tides to become a renewed center of tide mill activity---and education.

John Goff is a restoration architect and historian. He is also one co-founder of the Tide Mill Institute and a former editor of the Tide Mill Times.

### TIDE MILL INSTITUTE NEWSLETTER

[www.tidemillinstitute.org](http://www.tidemillinstitute.org)

The December 2011 Tide Mill Institute newsletter “The Tide Mill Times” in pdf format can be found at <http://www.tidemillinstitute.org/34.html>

The topics covered in this issue were:


-“The Tide Mill: A Once and Future Thing” - 7th Annual Conference a hit.

Perkins tide mill, low tide exposes the 19th century turbine

- Huntington, seeking a new owner.



-Eastport, Maine – Electrical power from the tides!



electrical tidal power turbine

[Click to Return to Top](#)

CONTACT US  
[www.molinology.org](http://www.molinology.org)

We also encourage you to share this newsletter with others

[Link to subscribe](#)

[Link to unsubscribe](#)

Short video of the Eastport installation on the company's website [www.orpc.co](http://www.orpc.co).

- Research on tide mill numbers

So far identified in Maine alone over 220 salt water mill sites.



Harpswell



Kittery



Brooksville



Deer Isle

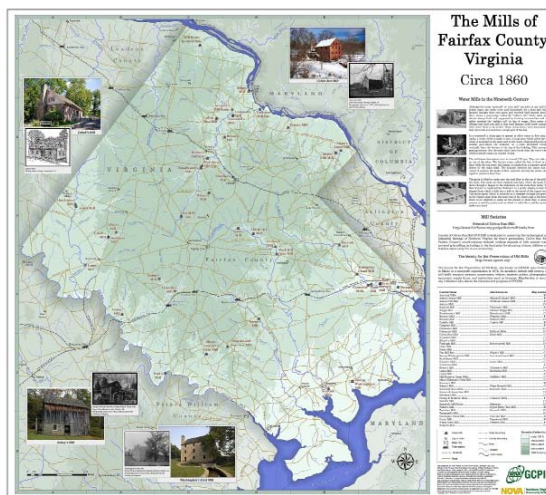


Arrowsic

### The SPOOM Mid-Atlantic & Friends of Colvin Run Mill Map Project

By Robert Lundegard

Our Chapter meeting in August and the SPOOM national meeting in September brought together millers, mill owners, and mill enthusiasts for programs of relevant talks and explorations of local mills. Much excitement was generated by the presentations of Professor Michael Krimmer and Charlotte Cain on our Historic Mill Mapping Project. This project is a collaborative effort of the Mid-Atlantic Chapter, the Friends of Colvin Run Mill, and the Northern Virginia Community College.



So far, the project has produced two large color maps of 1860 era water-powered mills – a map of the mills in Fairfax County and a map of the mills in the Potomac and Shenandoah water sheds. But, the exciting component is the Internet power behind the maps. Each mill site on the Fairfax County map has a large data base accessed by clicking on the mill location. Each site on the watershed map, which encompasses a

much larger area and many more mills, has a smaller data base also accessible by clicking on the mill location. The imbedding of the map data in an Internet system is currently only available to the developers but within the year will go on-line for public use.

The next phase of the historic mill map project will involve making this information available on the internet by creating an on-line web site. For this, we will need some funding for student expenses -- students are cheap, but they are not free. We have received a wonderful product and an expansion of SPOOM's visibility and influence for a pittance of the cost of commercial production. Now, we will be looking for financial help to continue this endeavor and take us into the 21st century. Help may come from York County, PA and Loudoun County, VA who are attracted to the map project and may choose to extend the data base and maps to their regions. We plan to present the on-line system at the SPOOM national meeting in September.

[Click to Return to Top](#)

**CONTACT US**  
[www.molinology.org](http://www.molinology.org)

We also encourage you to share this newsletter with others

[Link to subscribe](#)  
[Link to unsubscribe](#)

## A PARTNERSHIP BETWEEN A MILL AND A BUSINESS.

By Natalie Conrad, Herald Staff Writer



<http://www.youtube.com/watch?v=HQH0GhQNG7s>

FULTON, Ill. — The Windmill Rye Whiskey, made with the help of volunteer millers at the historic de Immigrant Windmill in Fulton, will be released on Feb. 3 at the Mississippi River Distilling Company in LeClaire.

The distilling company collaborated with the millers to make the seasonal liquor. The company that started last year only uses ingredients provided from local farms and businesses located within 25 miles of the distillery. Recent collaborations included the Iowa Coffee Company in Runnels and Wide River Winery in Clinton. The company is making 3,200 bottles of the Windmill Rye Whiskey, according to co-manager Ryan Burchett. Burchett describes the drink as a “spicy and earthy rye whiskey.” The unique spirit was handcrafted the old fashioned way with rye grown locally in Reynolds, Ill., according to Burchett. A portion of the grain was then taken to de Immigrant Windmill in Fulton for milling.

“The power of nature churned the rye into a flour that was then returned to our distillery for fermentation,” Burchett said. “The spirit is 100 percent rye and was aged over charred oak and then finished in used bourbon barrels. The result is a smooth but spicy whiskey that demonstrates the complex and bold qualities of rye.”

Burchett says the bottles will go fast, so enjoy it while you can. The company also has unique “batch notes” for all of their spirits. This allows customers to go on to their website, click on the name of the liquor they bought and find information on how it was made and specifically



who helped out in the process. This includes things like what farms the ingredients came from, the names of the farmers, the dates that the beverage was made, the names of the bottlers, etc. Windmill Rye Whiskey will have batch notes as well, including information on the windmill and the millers who helped make it.

There will be a volunteer bottling night for the Windmill Rye Whiskey from 5:30 to 9:30 p.m. Monday at the distillery, 303 North Cody Road in LeClaire. The distillery will also host a release party for the new spirit on its release date, Feb. 3, from 5:30 to 8 p.m. also at the distillery. There will also be a Windmill Rye Whiskey Tasting at the Eagle River Liquor, 1501 10th Ave., in Fulton on Feb. 4 from 4 to 6 p.m.

In addition to Eagle River Liquor, Windmill Rye Whiskey will also be sold at Hy-Vee and Jewel Osco.

[Click to Return to Top](#)

**CONTACT US**  
[www.molinology.org](http://www.molinology.org)

We also encourage you to share this newsletter with others

[Link to subscribe](#)

[Link to unsubscribe](#)

## ARTICLES AND INFORMATION FROM AROUND THE WORLD

### AUSTRALIA

#### FLOUR MILLS AUSTRALIAN STYLE

by Bernard Vance

Crago Mill

Bathurst NSW Australia

Life has a curious way of bringing a person full circle and back to your beginnings. Having caught the mill bug I have been brought back to a deeply embedded part of my life that comes with having a Netherlands heritage. The mill bug caught me in late 2009 after becoming involved in a sadly neglected flour mill in Australia – more specifically in Bathurst, New South Wales (NSW).

Allow me to give you a brief history backgrounder to this mill story. A little over 200 years ago our country started out as a British colony - thanks to the USA. The American War of Independence forced the English to look for new dumping grounds for its prison populations and thus began Australia's beginnings as a prison colony in the year 1788.

The first 25 or so years of colonization were confined to a narrow coastal strip until, in 1813, an intrepid group of explorers opened up the inland by making a crossing of a mountain range that runs from north to south of the continent. A range known as "The Great Divide". By 1815 a road was well established over the Divide and Australia's first 'inland city' became established at Bathurst – approximately 200km due west from Sydney Australia.

The land on the western side of the great divide quickly attracted land barons, farmers, miners, bushrangers and of course the usual bureaucracies and law and order of the day. Soon enough farming took hold and the plains around Bathurst were given over to grazing and grain growing. In the period 1820-1850 small mills sprang up in response to the needs of the local community and Bathurst soon had a handful of mills aggregated in a part of the town that came to be known as 'Milltown'.

Bathurst grew and prospered initially on its agricultural base and is today 5 years away from having it's 'Bicentennial' celebrations. The population is now near 40,000 people and in Australian terms that makes us a 'large regional centre'. Today the city has a diversified economy and is most famous for its motor racing heritage and the Mount Panorama motor race circuit.

Just before Christmas 2009 this writers' attention became focused on an old abandoned industrial site in the town. After initial investigations were completed I found myself involved in the task of repairing and restoring what was known to locals as the 'Crago Mill'. The Crago family was prominent in the flour industry until 1950.

Much of the Australian mill industry pre 1870 has disappeared. The early mills were bypassed, demolished and/or repurposed with the arrival of steam engines and roller mills. Some early examples still remain – particularly in Tasmania and South Australia. We have the odd windmill or watermill – some original and some replicas

The most visible remains of the industry today date from the industrial era mills from the period 1880s onwards. The pictures show typical 4 working level buildings with drive machinery located at ground floor and three levels of processing machinery from there up. The pictures forwarded show 5 different mills each working to a similar template and each built around roller milling machinery.

The noticeable difference between them is the mill that is entirely timber framed and steel clad. The others are more typical and of brick construction. All five are rural or regionally located medium sized mills typical of their era (1890-1940). In the major metropolitan cities around Australia any remaining mills typically been adapted to residential or commercial accommodation and a good example of this can be seen in the Sydney suburb of Newtown in a residential project called "Flourmill Studios" ([www.flourmillstudios.com.au](http://www.flourmillstudios.com.au)). This large scale

[Click to Return to Top](#)

### CONTACT US

[www.molinology.org](http://www.molinology.org)

We also encourage you to share this newsletter with others

[Link to subscribe](#)

[Link to unsubscribe](#)

industrial mill was built by Francis Crago – the owner of the Bathurst Mill now taking up my time.

As a newbie to the mills and milling I am learning new things every day aided in large part by talking to mill aficionados around the world. Thru TIMS I have connected up with a fellow Australian who has been researching and documenting mills for over 40 years.

The mill that I am currently focused on is the Crago Mill Bathurst where, working with friends, we have commenced a detailed analysis of the building, simultaneously working on necessary repairs and maintenance to keep out the weather and the pigeons that think of it as their home.

This mill opened for business in 1906 as noted in this excerpt from a previous study document:

An article in the National Advocate in March 1906 attributes the plans for the building to Henry Simmon Ltd of Manchester and Sydney and Mr. J. Dunkley as the builder. The original mill which remains largely intact is a three storey structure with an attached shed and basement. The main mill is constructed of load-bearing brick walls with timber framed floors and roof. The attached shed is timber framed and clad with galvanized steel sheeting.

The main building is a rectangular plan with a structural wall through the centre. This wall continues above the roof to form a distinctive parapet and creating two long narrow bays in plan. The floor and roof structure span across the bays. The southern bay contains a lateral wall at one third along its length with also extends to form a parapet.

Regularly spaced brick piers are expressed inside and outside the building. Segmental arch window openings are placed in a regular pattern centrally between the piers. The large roof void spaces above the ceiling are lit by windows in the gable and large section timber beams are exposed in this space. The original basement is still accessible by manholes in the floor and is currently flooded.

The Mill was originally served by electric lights. There were '95 lights, each of 25 candle power' (The National Advocate March 1906). The electrical services have been upgraded over the life of the building and a basic level of lighting and power is available throughout main areas.

The Crago mill remained in production for less than fifty years and finally shut down in 1954 when the government owned railways of the day decided to stop handling bagged wheat and flour. By this time Bathurst must already have been a marginally profitable enterprise and the switch from manhandled goods over to bulk materials handling proved the death knell.

Sometime after its closure several large site structures were either demolished or relocated and the building was essentially empty until the early 1960s when a local power utility company began to use it as warehouse and workshops. This occupation and use continued till the early 1990s after which the building again fell into neglect. A brief attempt to turn it into a community arts centre went nowhere and once again the pigeons were left to do what pigeons do.

In 2009 the building was acquired with a view to adaptive re-use for a mixed retail and cultural project that would encompass galleries, art spaces, rehearsal studios, café/antiques and the like. The work has just begun and will no doubt take time to realize the vision.

While working on our own mill we have also started to document other mills to create a database of mill sites around the country. If any TIMS members are traveling Australia feel very welcome to call into our town and visit the mill. If you have time and inclination we have plenty of tools on site and you are welcome to spend a little time with us and help make a difference to the project.

#### **Bathurst Crago mill**



[Click to Return to Top](#)

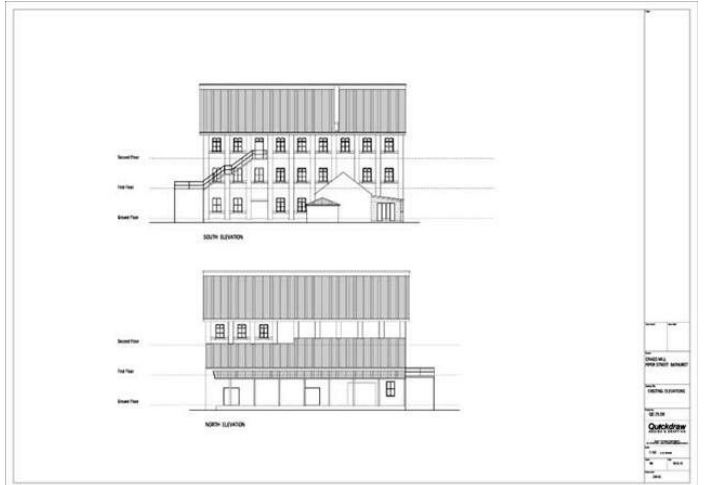
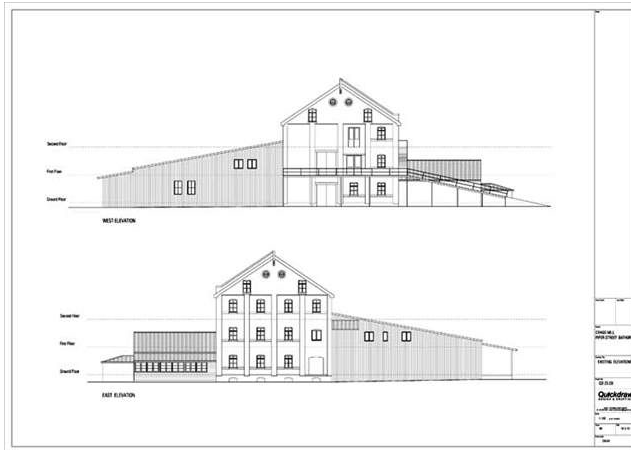
**CONTACT US**  
[www.molinology.org](http://www.molinology.org)

We also encourage you to share this newsletter with others



[Link to subscribe](#)

[Link to unsubscribe](#)





## Cootamundra mill



[Click to Return to Top](#)

CONTACT US  
[www.molinology.org](http://www.molinology.org)

We also encourage you to share  
 this newsletter with others

[Link to subscribe](#)

[Link to unsubscribe](#)

### Corowa Mill



### Cowra mill

This is now winery...




### Grenfell, NSW

It is abandoned.



### Junee

This has become a successful tourism centre and operates as the Licorice Factory



[Click to Return to Top](#)

**CONTACT US**  
[www.molinology.org](http://www.molinology.org)

We also encourage you to share this newsletter with others  
[Link to subscribe](#)  
[Link to unsubscribe](#)

### Maryborough, Queensland.

This is interesting construction materials. Timber framed and steel cladding. I am told this came as prefabricated kit from the United States.



### Moree NSW.

This is unusual all concrete building now offices and commercial space.

This was the last mill built by Crago Family around 1955.



### Crago Mill - Newtown (Sydney) NSW



This is the most famous of the Crago Mills. Very large industrial mill built around 1890. Now is offices and apartments close to centre of Sydney.

### Wagga Wagga mill



[Click to Return to Top](#)

CONTACT US  
[www.molinology.org](http://www.molinology.org)

We also encourage you to share this newsletter with others

[Link to subscribe](#)

[Link to unsubscribe](#)

## West Wyalong

Abandoned/bypassed mill.



## GREECE

### Information on sesame mills of Lemnos

By George Speis

The cultivation of sesame was widespread in many areas of the Greek world, aiming at producing sesame paste (tahini) and from it sesame oil and halva (a local popular dessert). The sesame paste was produced in a mill. This usually small scale industry has died out in most places.



In 2006, H. Porfyrus and C. Arabatzis, teachers at First Vocational High School in Moudros, Lemnos, developed an environmental educational programme and collected information on sesame-oil mills in three villages: Varos, Lihna and Kontopouli. This led to the publication of a power point presentation in a pdf format: [http://www.viokliron.gr/documents/oi\\_sousamomyloi\\_tis\\_lhmnou.pdf](http://www.viokliron.gr/documents/oi_sousamomyloi_tis_lhmnou.pdf).

The process of producing sesame oil had specific steps, but as the old millers described their work, they insisted on the importance of the operators experience to make a good product.

The process is as follows. First they would moisten the sesame seeds in a bath for about 12 hours. Then they would transfer it into brine so that the stones would be separated by dropping to the bottom. After being strained, the sesame went into the oven to be cooked under low temperature while being continually stirred. Next it is ready for the mill, which is powered by a horse or a donkey. This produces the paste which is used for food or producing halva. The alternative is the paste to be boiled first to make it more liquid and then fed to the oil press in a sack to produce sesame oil. The oil press leftovers are fed to the animals but in hard times even people ate them.

The following pictures are from the three different sesame oil mills.



The seed measuring vessel



The upper stone



The straining box (right) and the moistening basin (left)

[Click to Return to Top](#)

CONTACT US  
[www.molinology.org](http://www.molinology.org)

We also encourage you to share this newsletter with others  
[Link to subscribe](#)  
[Link to unsubscribe](#)



The lower stone



The oil mill with the yoke



The sesame paste guide towards the lower millstone hole



The hopper and the spoke mechanism on the upper millstone to shake down the seed in the millstones



The oven with two compartments, the left side for sesame and the right for the fire



The cauldron built in the oven to boil the sesame paste



The oil press



The crane for lifting the upper millstone, so it can be cleaned

[Click to Return to Top](#)

**CONTACT US**  
[www.molinology.org](http://www.molinology.org)

We also encourage you to share this newsletter with others

[Link to subscribe](#)  
[Link to unsubscribe](#)

## SOUTH AFRICA

### Compagnes Drift Mill. Groenfontein Spelt

10th December 2011, by Andy Selfe

I was recently contacted by Volker Miros, a well-known Cape Town photographer to help with his Spelt Milling operation on the farm Groenfontein in the Koue Bokkeveld, north of Ceres.

The weather conditions have to be cold enough for the spelt (*Triticum spelta*) to germinate. It's high enough there at 1100 metres; in the 225 km I drove to get there, I climbed Michell's Pass to get to Ceres, then the Gydo

Pass (impressive) into the Koue Bokkeveld, then another pass after Op Die Berg, and then the Katbakkies Pass, so I reckon it gets really cold



Groenfontein is a Private Nature Reserve and part of the Swartruggens Conservancy.

there in winter!

Volker wanted to know where to find a Stone Mill suitable for about 8 to 10 tonnes of spelt a year. That would be too much for any table-top Mill. By chance, in the same week, Stephen Morley wrote in to say he'd seen a smart Mill with built-in sifter or 'wire-machine', at Culinary Kitchen outside Johannesburg, made by Osttiroler from Dölsach/Stribach in Austria. I naturally passed this information on. Volker says he was already aware of the firm and ordered a unit. In doing so, the firm was pleased to know about this unit on display in Johannesburg!

Volker's machine subsequently arrived and he asked me to visit and help him set it up.



Osttiroler Stone Mill on display at Culinary Kitchen outside Johannesburg, taken by Stephen Morley.



Brand-new, out of the box, Volker's beautiful Osttiroler Stone Mill and built-in sifter.

The first stage is the silo outside the shed. The second is a 'Spelt Peeler' or threshing machine which works like a Hammer Mill.

With an early start, I was there for a hearty breakfast at 8am, after a quick look at the unit. It is beautiful! However, this is the last stage of quite a complicated milling procedure, because, for a start, the Combine doesn't remove the grain from the ear!



The Combine doesn't remove the grain from the ears of this unusual-looking grain.



The Heger Spelt Peeler works like a hammer mill

The screen can be removed. The two hammers are very stiff on the rotor, but look as though they could hinge. This new machine was imported from Heger in Herrenberg, Germany, some time ago and had not been tried yet. It was standing there, like a kit of parts, with a Kongskilde blower and cyclone still to be attached somehow. It made sense to connect the flexible hose to the machine where it matched the size of the outlet, so that it sucks from this and blows into the cyclone.

The Kongskilde fan and cyclone are temporarily set up to test the operation. After setting the air flow, we were satisfied that no grain at all was being sucked out with the chaff.



The new Heger spelt-peeler, with the grain cleaner from the same firm behind.



[Click to Return to Top](#)

**CONTACT US**  
[www.molinology.org](http://www.molinology.org)

We also encourage you to share this newsletter with others  
[Link to subscribe](#)  
[Link to unsubscribe](#)

Having connected it all up and plugged in both the peeler and the fan, checking first the directions of rotation, we asked Volker to feed some spelt into the hopper at the top. The peeler works extremely well, but at first, a lot of grain was thrown with the chaff into the cyclone. We soon learned to reduce the pull of the fan with a flap in the outlet of the machine itself. The peeler then swallowed away the grain and did an exceptional job! We are sure that with careful manipulation of the air flap and feed from the hopper, an extremely clean grain can be obtained. In the short time we tested it after setting the flap; we found



The threshed spelt is collected in a meat-crate under the peeler. With careful setting of the feed and air flow, there would probably be even less chaff than this with the grain.

absolutely no further grain in the chaff! This is good animal feed, high in protein and will be added into animal feed cakes.

We then turned our attention to the grain cleaner, using what we had collected from the peeler. This threshed grain contained a certain amount of stones, other seeds, chaff and of course, rat excrement. Again we had to check the rotation of its two motors, one for the shaker, the other for a fan. We noticed that an adjustable slide on the inlet of the fan was missing. It was no problem in the meantime to partly cover the screen with a cloth while experimenting. Unfortunately, Volker had left the instructions for both machines in Hout Bay, where he

lives otherwise.

The grain is again poured into a hopper and falls on to a sloping,

shaking screen. Any dust with the grain will fall through the mesh, while clean grain works its way upwards and everything else downwards! It's uncanny how this happens but we soon found why the adjustment slide at the base of the hopper is more sensitive than that on the peeler, one can easily choke the screen! There is



A flat slide to adjust the flow through the fan is missing.

a low metal curb at the lower end and we watched spellbound how all the unwanted particles jumped over this, while the spelt grain only, climbs the screen.

Too much feed, and grain starts jumping over at the lower end too. Bags can be attached at both ends and flaps are supplied for the short time it takes to change them over.



The curb at the lower end of the screen is only about 10mm high; it was fascinating to see the unwanted particles jumping over this, while the spelt grains worked themselves upwards to the other end!



The Heger grain cleaner. Behind the electrical control box, one tilt-adjuster can be seen.



Clean grain pours off the top end of the shaking screen, down a chute and falls into a bag.

[Click to Return to Top](#)

**CONTACT US**  
[www.molinology.org](http://www.molinology.org)

We also encourage you to share this newsletter with others

[Link to subscribe](#)  
[Link to unsubscribe](#)

The speed of the shaking motor and the tilt of the whole machine can be set and we experimented with both, but the base of the machine must still be fixed down firmly; it was hopping on the pallet at certain speeds. The resulting sample was exceptionally clean. We laid out about half a kilogramme on a table and checked it carefully.

All we found was one small stone, two un-threshed ears and three un-ripe green grains which the Germans call Grünkern, which are often dried and eaten. We would not expect the machine to be able to remove these, which are otherwise normal grains! What we were keen to check for was that there were no seeds affected by ergot, a fungus which attacks some individual grains of certain



This is all we found in the half-kilo sample we checked. There is nothing wrong with the three grains of grünkern.

grains and causes Ergotism or 'St Anthony's Fire'. We were pleased that we found none!

In the end, we didn't have time to test the Mill itself, which will have to be done another day. Not only does it look good, it is extremely well-made. One electric motor runs the mill; another, the rotating brushes inside the screen.




A rear view of Volker's Osttiroler Stone Mill.

Five screens of different meshes were supplied for the three positions, they are easy to change and the Mill can be set to feed directly into a bag attached to the meal spout, or otherwise into the sifter.

Next to be considered is the mechanical handling from the silo to the peeler and perhaps from the peeler to the cleaner. It should be no problem feeding the Mill by bucket, the hopper isn't very big. In fact none of them are!

We drove around the farm; particularly to look at this year's spelt in the ground. It will be harvested shortly. There is a distinct red colour from the stems.



The area is known for its stunning rock formations.



The spelt field with the walking irrigation sprinkler in the distance.



Some good ears of Spelt. Not all are as full as these.

On the way home, just before Op Die Berg, is Boplaas with a beautiful Water Mill.

[Click to Return to Top](#)

**CONTACT US**  
[www.molinology.org](http://www.molinology.org)

We also encourage you to share this newsletter with others

[Link to subscribe](#)

[Link to unsubscribe](#)





The Water Mill at Boplaas, just north of Op Die Berg, with the beautiful farmhouse behind.



Boplaas Mill is just inside the gate of the farm. Chester Staples' book says there is no water supply.

Volker Miros and his other business!





## TURKEY

The mills of Smyrna, today Izmir, Turkey, on 1898-1899 Commercial Almanac, by George Speis. The bilingual (Greek and French) Almanac lists flour mills using steam power and sesame oil mills in Smyrna. They reflect the city's cosmopolitan, at that time, character.

The flour mills were 11. Judging from the names, they were owned by Greeks 7, 1 British, 2 Levantine of Italian descent and 1 French.

The sesame oil mills were owned 7 by Greeks and one Armenian without any information on what type of power they were using.



[Click to Return to Top](#)

**CONTACT US**  
[www.molinology.org](http://www.molinology.org)

We also encourage you to share this newsletter with others  
[Link to subscribe](#)  
[Link to unsubscribe](#)

## Information about watermills in Asia Minor during 1921.

By Stephanos Nomikos

During the Greek Administration in Asia Minor during 1921 the Officers continuously referred to “archeological discoveries” by reports to Smyrna, asking for archeologists to be sent so as to study the monuments and collect together the scattered findings.

So, in May 1921, the archeologist K. Kourouniotis was sent together with two assistants, curators of antiquities in the area of ancient Phrygia. After the Down-fall of Asia Minor, this very person published in the 1921 “Calendar of Great Greece” a report on his work. The interest for molinologists lies in the fact that in the text he refers three times to watermills which were found during the trip as well as to the details given about them.

The first refers to a small watermill in the village of Ilesler in the 12th klm. of the Uşak -Banaz road; this watermill was in function and the miller’s family offered yogurt and coffee to the archeologists because they gave them aspirins for the miller’s headache.

The second refers to a watermill in the village of Sivasli, where unruly Tsetes (çete) robbers had kidnapped the whole family of a Turk miller, while the mill was working.

The third information is the most interesting one. It describes a beautiful lake near the mountain in the village of Işıklı (the ancient town Eumenia), the waters of which flow into in the river Meandrous. A lot of deserted watermills were located on small, wooded islands inside the lake; these watermills could be reached by wooden and stone bridges. The locks for the water supply of the watermills are also described.

Are there any remains of these watermills still left? Does any of the TIMS members have any information about them?

## U.S.

### A poem from Beckman Mill near Beloit, Wisconsin

By Dick Dunagan

#### How The Mill Works

Moving water  
Turns the wheel  
Moving wheel  
Turns the stone  
Moving stone  
Grinds the grain  
Then it’s time  
To start again

Using his words for the poem: “It is the result of a retired teacher seeking a compact way to explain the topic to visitors to the restored Beckman Mill near Beloit, Wisconsin.

As intended, it could also be used to explain other mills”.

“Dick Dunagan is a retired history teacher involved in volunteer support for the Friends of Beckman Mill, a restored water powered mill of 1868 that is owned by the county in Wisconsin”.

<http://www.beckmanmill.org/>



The pictures are reproduced from the facebook of the Friends of Beckman Mill, Inc.

[Click to Return to Top](#)

**CONTACT US**  
[www.molinology.org](http://www.molinology.org)

We also encourage you to share  
this newsletter with others

[Link to subscribe](#)

[Link to unsubscribe](#)

## “Exhuming the First American Mastodon” 1806-1808

By George Speis

Charles Willson Peale (1741-1827) was an American painter, soldier and naturalist. He is best remembered for his portrait paintings of leading figures of the American Revolution, as establishing one of the first museums. As a naturalist and a painter, he had his digging of the first mastodon executed in this very interesting painting picturing



a noria type pump to remove the water from the site. To deal with the continuous seepage into the pit, Peale constructed a special pumping system. It is a continuous conveyor belt of water buckets powered by a large turnspit, propelled by three men walking forward, in step, inside it. The water is conveyed off-site through a trough.

## BOOK REVIEWS AND BOOK PRESENTATION

### De l'eau à la lumière

Un siècle d'énergie hydroélectrique en France

Pierre Crausse & François Vieillefosse

Editions Loubatières ; Octobre 2011

L'eau qui devient électricité, ce n'est pas de la magie, mais une illustration de la capacité de l'homme à maîtriser la nature.

Dénommée « houille blanche » à la fin du XIXe siècle et au début du XXe siècle, l'hydroélectricité fut un extraordinaire outil de développement industriel de vallées isolées. L'hydroélectricité connut son âge d'or après la seconde guerre mondiale, où elle devint « énergie nationale » et symbole de la renaissance économique du pays. Aujourd'hui, cette énergie renouvelable représente environ 12 % de la production française d'électricité.


L'histoire de l'hydroélectricité en France méritait bien un livre pour relater le travail réalisé par tous ses pionniers, pour décrire les chantiers des barrages et des centrales hydroélectriques qui ont surgi sur tout le territoire en quelques décennies et parler de l'essor industriel qui s'en est suivi. Ce livre est dédié aux ouvriers, techniciens et ingénieurs qui ont œuvré à cette formidable aventure industrielle et humaine.

Relié sous jaquette, de format 29 x 21.5 cm, ce livre de 132 pages en quadrichromie est abondamment illustré de photographies (couleur et noir et blanc) ainsi que de dessins et plans.

C'est une histoire complète, bien documentée de l'hydroélectricité en France ce dernier siècle, qui démarre avec l'utilisation de la force de l'eau dans les moulins et se poursuit jusqu'aux usines hydroélectriques modernes. Les défis technologiques que posait l'évolution vers cette nouvelle forme d'énergie ainsi que les problèmes humains et sociétaux qu'elle engendrait, y sont abordés. Les détails techniques sont présentés simplement, permettant ainsi à tous types de lecteurs, pas forcément spécialistes de cette technologie, d'apprécier ce livre. C'est le deuxième livre de Pierre Crausse qui est déjà l'auteur de l'ouvrage sur l'historique de l'hydroélectricité dans les Pyrénées : “L'eau des Pyrénées”, paru en 2008 chez Cépaduès

ISBN 978-2-86266-649-5

35 euros en librairie



[Click to Return to Top](#)

CONTACT US

[www.molinology.org](http://www.molinology.org)

We also encourage you to share this newsletter with others

[Link to subscribe](#)

[Link to unsubscribe](#)

## New mill book from Germany: Windmühlen by Helmut Dollhopf


Helmut Dollhopf has made another beautiful book with 158 excellent (mostly in color) photographs of mills in Germany, Holland, Belgium, France, UK, Denmark, Sweden, Estonia, Poland, Ukraine, Czechia, Austria, Hungary, Romania, Greece, Turkey, Italy, Malta, Spain and Portugal (incl. the Azores).

This book is a must for all mill enthusiast interested in mills worldwide.

Other books by Helmut are a.o. „Alte Mühlen - Bilder eines Abschied“ and „Alte Mühlen in Franken: Bilder einer versunkenen Welt“.

Data:

- Windmühlen (Windmills), by Helmut Dollhopf
- 164 pages, 158 colour pictures, 24,4 x 32 cm
- ISBN 978-3-940594-28-0
- Published November 2011 by Verlag W. Tümmels, Nürnberg, Germany
- Price: 48 Euro
- In the Netherlands this book can be ordered from the Molencentrum.



<http://moulins85.free.fr/docs/souscription.pdf>

## Les moulins de l'arrondissement de Dunkerque

Tome 5

### Les moulins du Canton d'Hondschoote

par Jean Bruggeman

Le canton d'Hondschoote, frontalier avec la Belgique, a la particularité de compter une commune située en quelque sorte à cheval sur les deux pays, à cause d'un lac appelé la grande moère. Ce sont les aléas de l'Histoire qui ont créé cette division, purement artificielle, dont l'assèchement a permis la création de deux communes appelées Les Moères en France et De Moeren en Belgique. C'est autour de ce lac que furent érigés les nombreux moulins, à l'instar de ceux de Hollande, qui ont permis de l'assécher. Nous relatons dans cet ouvrage, sur cent pages, la grande épopée de cette aventure passionnante, qui débute au XVII<sup>e</sup> siècle pour s'achever définitivement au XX<sup>e</sup>.

Un autre lac, nommé la petite moère, situé à cheval sur Tétheghem et Warhem, sera lui aussi définitivement asséché dans la première partie du XIX<sup>e</sup> siècle, au moyen d'un moulin à vent.

Mais le canton c'est aussi sept autres communes: Bamberque, Glyvedde, Hondschoote, Killem, Oost-Cappel, Rexpoëtte et Warhem, qui ensemble vont compter 36 moulins à vent et 22 manganés à farine. C'est son chef-lieu qui comptera quelques tordoirs et même un moulin à vent à tan.

Comme partout ailleurs en Flandre, c'est la dernière guerre qui causa la disparition des derniers survivants, mais aussi la bêtise humaine qui per-

mit la démolition en 1951 du très vieux moulin du Catoire à Rempoede qui portait la date 1001 inscrite sur la panne meulière, et dont la preuve de son ancienneté réside aussi dans sa charpente différente des moulins du XVIII<sup>e</sup> siècle. Heureusement, il nous reste le moulin du Nord à Hondschoote, lui aussi d'une grande ancienneté, parfaitement conservé et dont la date 1127 peut encore se voir, parmi bien d'autres. Hondschoote, qui grâce au bicentenaire de la victoire républicaine en 1793, a retrouvé un tout nouveau moulin deux cents ans plus tard. Et ce qui n'est pas le moulin curieux dans ce canton, c'est le nombre incalculable de fermes au prénom de Thérèse, également porté par la grande tour en briques du moulin Delebeere à Hondschoote!

Ce beau et exceptionnel ouvrage, de 350 pages, contient de très nombreuses photographies, en noir et couleur, des cartes et des plans. Impression noire et quadrichromie, sur papier semi-mat. Broché cousu au fil de lin (la spécialité du canton). Couverture cartonnée.

Il sera vendu au prix de 67 €. Prix valable jusqu'au 1<sup>er</sup> mai 2012. Après cette date, son prix sera de 75 €. Parution début mai 2012. Tirage limité à 200 exemplaires.

Les ouvrages sont à retirer au siège de l'ARAM-Musée des Moulins, rue Albert Samain - 59650 Villeneuve d'Ascq.  
Tél. : 03 20 05 49 34 / Mail : [jeanbruggeman@nordnet.fr](mailto:jeanbruggeman@nordnet.fr)



### BON DE SOUSCRIPTION

« Les moulins du Canton d'Hondschoote » par Jean Bruggeman

A retourner avec votre règlement, libellé à l'ordre de : l'ARAM Nord-Pas de Calais  
Rue Albert Samain, 59650 Villeneuve d'Ascq  
Tél : 03 20 05 49 34 / Mail : [jeanbruggeman@nordnet.fr](mailto:jeanbruggeman@nordnet.fr)

Coordonnées bancaires Crédit du Nord : IBAN : FR76 3007 6029 0629 0945 0020 002  
BIC : NORDFRPP

Frais d'envoi : 9,50 € (France Métropolitaine). Pour l'Europe : 20 €. Autres : nous consulter.

Nom et prénom : .....  
Adresse : .....  
Code postal : ..... Ville : .....  
Mail : .....  
Je souscris pour ..... exemplaire(s) au prix de 67 € (jusqu'au 1/05/2012) soit ..... €  
Plus participation aux frais d'envoi pour les commandes par la poste soit ..... €  
Soit un montant total de ..... €, réglé par chèque, virement ou espèces (joindre la mention inutile) le .....

[Click to Return to Top](#)

CONTACT US  
[www.molinology.org](http://www.molinology.org)

We also encourage you to share  
this newsletter with others

[Link to subscribe](#)  
[Link to unsubscribe](#)

**New mill book from Greece: The horizontal windmill of Andros, an engine, a craft, an invention** (Ο ταβλόμυλος της Άνδρου, μια λαϊκή μηχανή, μια τέχνη, μια εφεύρεση), by George Speis.

After two articles in IM and in Greek newspapers along with new material, the horizontal windmill, a local invention on the island of Andros, is being published by the Friends of the Greek Folk Art in Athens.


·78 pages, 54 colour pictures, 3 drawings, 17 x 24 cm

·ISBN 978-960-7377-20-3

·Language: Greek

·If you want to order it contact George

Speis: [gspeis11@otenet.gr](mailto:gspeis11@otenet.gr)



## A MESSAGE FROM THE E-NEWS TEAM

Dear all as you must have noticed we have made some changes in the e-news. Mainly we divided the material from the different countries in to two groups: the news and the articles and information. We believe this is helping our readers and their interests. Also we hope this will create incentives to send us interesting material.

*George Speis*

[gspeis11@otenet.gr](mailto:gspeis11@otenet.gr)

*Katerina Toutouza*

[ktoutouza@hotmail.com](mailto:ktoutouza@hotmail.com)

(We have used our best efforts in collecting and preparing the information published herein. However, we do not assume, and hereby disclaim, any and all liability for any loss or damage caused by errors or omissions, whether such errors or omissions resulted from negligence, accident, or other causes.)

[Click to Return to Top](#)

CONTACT US  
[www.molinology.org](http://www.molinology.org)

We also encourage you to share  
this newsletter with others

[Link to subscribe](#)

[Link to unsubscribe](#)

